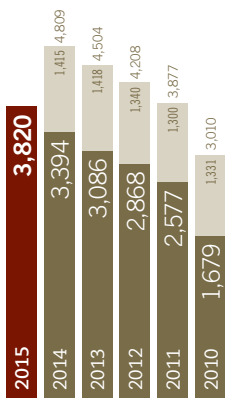


Annual Report and Accounts 2015

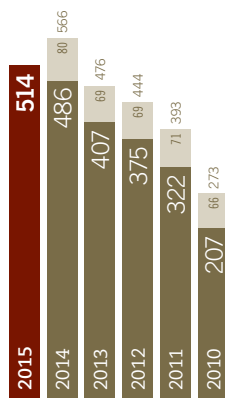
Financial Highlights

Group

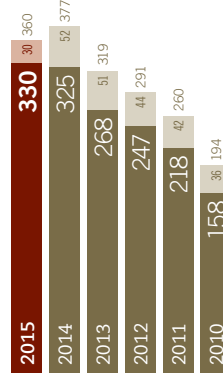
Revenue
in EUR m



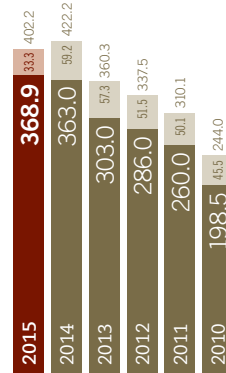
EBITA¹
in EUR m



Underlying fully diluted net profit
in EUR m

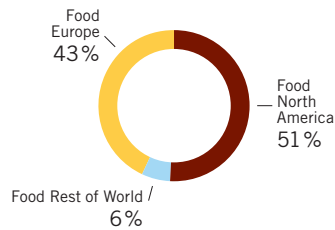


Underlying fully diluted EPS
in EUR cent



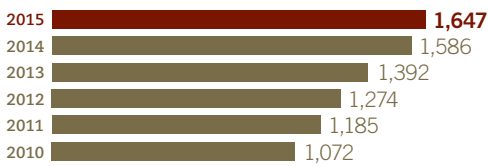
■ continuing operations ■ discontinued operations

Revenue €3.82 bn



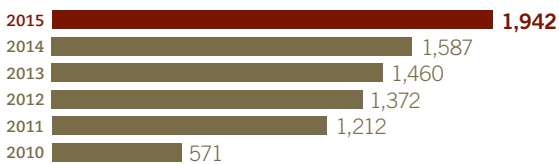
Revenue – Food Europe

in EUR million



Revenue – Food North America

in EUR million

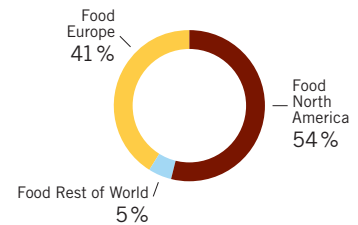


Revenue – Food Rest of World

in EUR million

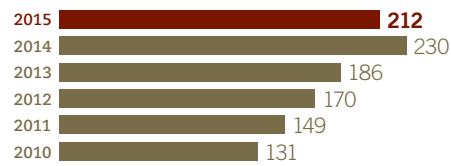


EBITA €514 m



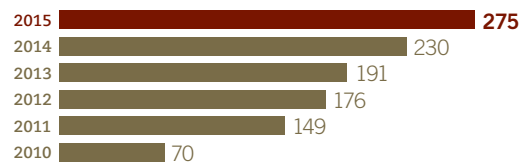
EBITA – Food Europe

in EUR million



EBITA – Food North America

in EUR million



EBITA – Food Rest of World

in EUR million



1 See glossary on page 23 for definitions of financial terms and references used in this document.