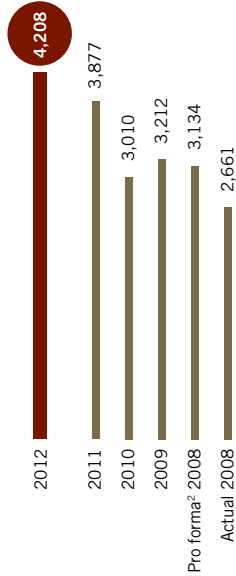


Annual Report and Accounts 2012

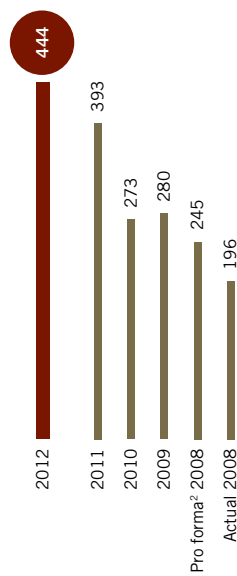
Financial Highlights

Group

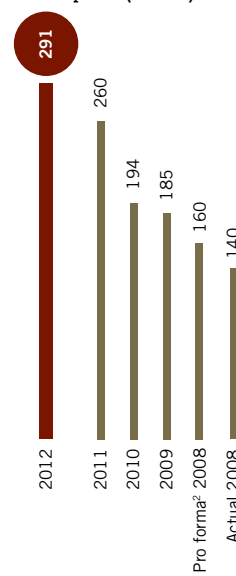
Revenue (EUR m)



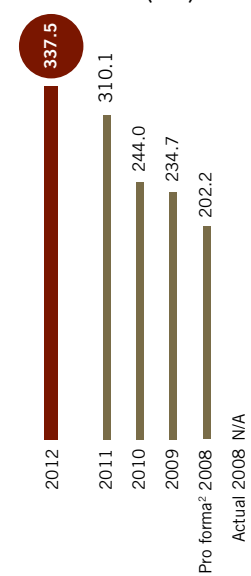
EBITA¹ (EUR m)



Underlying fully diluted net profit (EUR m)

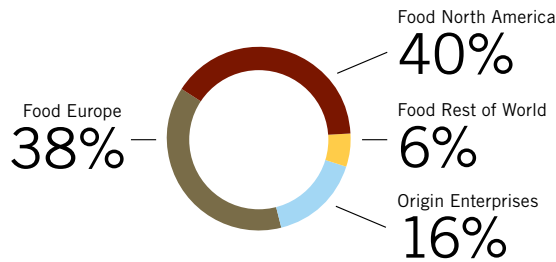


Underlying fully diluted EPS (cent)

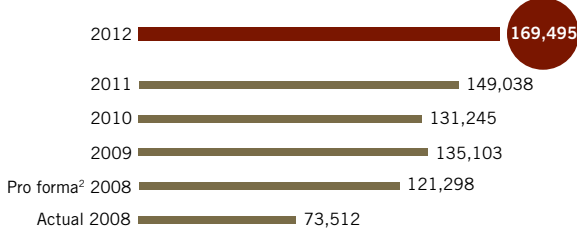


Group segments' EBITA

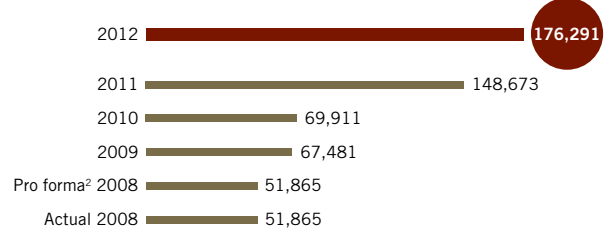
EBITA by business segment (% of Group contribution 2012)



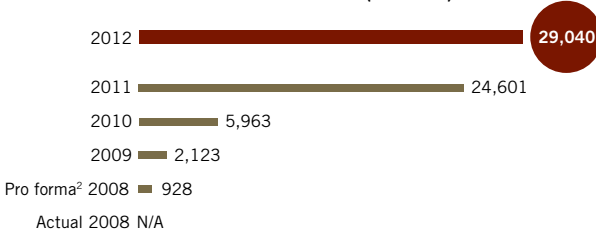
EBITA Food Europe (EUR '000)



EBITA Food North America (EUR '000)



EBITA Food Rest of World (EUR '000)



EBITA Origin (EUR '000)



1 See glossary on page 22 for definitions of financial terms and references used in this document.

2 Pro forma numbers presented including Hiestand Holding AG in the 2008 comparative.